

# DISC

## 吸顶式安装被动红外探测器



# Visonic

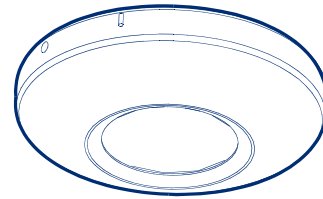
## 安装说明

### 1. 产品介绍

DISC是一款市面上最小巧的360°吸顶式安装的被动红外探测器。

DISC的探测模式为圆锥形探测模式，当被安装于3.6米的高度时，最大的探测范围直径可达10.5米。

交替极性脉冲计数器以及低噪音热感应器的运用能最大限度的防止因环境干扰而产生的误报。



### 2. 规格说明

#### 光学特性

**探测模式:** 圆锥形探测模式，当被安装于3.6米的高度时，最大的探测直径可达10.5米。

#### 覆盖模式

DISC为近似圆锥形（从探测器到地面）的探测模式。参见图1。  
该探测器最大安装高度为3.6米。地面上的覆盖范围请参见下表：

安装高度	“1” 脉冲计数	“2” 脉冲计数
2.4m (8ft.)	直径7.3m. (24ft)	直径6.4m. (21ft.)
3m (10ft.)	直径9m. (30ft)	直径7.3m. (24ft.)
3.6m (12ft.)	直径11m. (36ft)	直径9.1m (30ft.)

#### 电气特征

**工作电压:** 9 ~ 15.5VDC。

**电流损耗:** 15mA@12 VDC (最大21 mA.)。

**继电器输出:** 常闭开关。串联时18Ω, 0.1A / 24 VDC。

**报警时间:** 2-7 秒。

**防拆开关:** 常闭, 0.5A / 24VDC。

**LED:** 通过内部连线在步行测试中开启或关闭该LED灯。

**探测器:** 二元低噪音热电感应器。

**脉冲计数器:** 两种位置可选, “1” 或 “2” 交替极性脉冲计数。

#### 安装

**吸顶安装:** 最大安装高度3.6 m (12 ft)

#### 环境

**工作温度:** -10°C ~ 49°C (14°F ~ 120°F).

**储存温度:** -20°C ~ 60°C (-4°F ~ 140°F).

#### 物理特征

**体积 (diam. x H):** 86 x 24 mm (3-3/8 x 15/16 in).

**重量:** 64 grams (2 oz)

**外壳颜色:** 白色

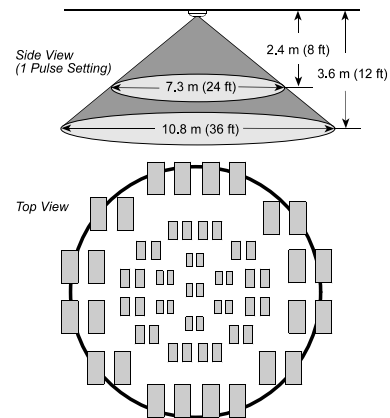


图 1 - DISC 覆盖模式

### 3. 安装

#### 3.1 安装固定

DISC用于吸顶式安装，最大安装高度为3.6m (12 ft)。

**A.** 选择合适的安装地点，以确保入侵行为发生时其入侵路径会垂直于探测器安装的方向，而不是面对。

请将探测器安装于稳固的表面，以避免震动。

**注:** 被动红外探测器在对探测范围内的由于物体移动而产生的红外能量的变化十分敏感。

探测红外能量的变化取决于移动物体向外发射的总的红外能量，以及目标物体及背景环境的温差大小。因为目标物体与背景环境的温差相差很小，红外探测器很可能会因为探测不到而不报。

**B.** DISC具有强防气流及防电磁波干扰的能力。但为达到最佳防误报的效果，安装时请尽量避开面对热源，光源，阳光直射的窗户，同时避免在墙上或者天花板上有气流进入的位置实现安装，布线避开高压电缆。

**C.** 如图2所示，托住底板，逆时针方向扭开前盖，将前盖与底板相分离。

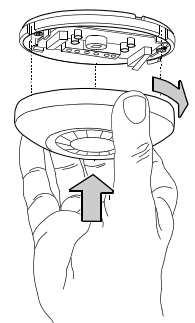


图 2 - 移开前盖

**注:** 若前盖与底板不能顺利分离，请用厚度为1/8"的螺丝刀插入前盖上的固定片与底板上的窄孔之间。握住螺丝刀把手向下用力，直到将前盖与底板相分离。|

- D. 将带有PCB板的底板安装在合适的位置及高度上。利用探测器背后的两个安装口将底板牢牢的固定于安装面上，避免震动（见图3）。

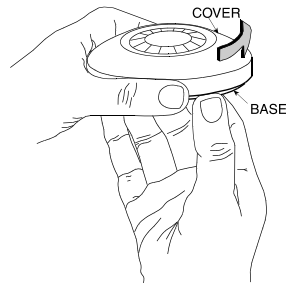


图3-安装前盖

将前盖上的3个固定片与底板上的3个窄孔对齐以实现安装，顺时针旋转，直到安装牢固为止。

### 3.3 接线

可使用接线打穿孔对探测器进行接线，如图5所示。

按照以下顺序实现终端电子的接线。请参照图4所示。

- A. 连接TAMP.端子到控制面板上的一24小时防护区域，当前盖被打开时防拆开关打开。

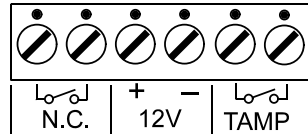


图4-终端电阻接线

- B. 将NC继电器端子连接到控制面板上的防盗常闭区域。一旦发生报警或电源故障，继电器输出的常闭端口打开。继电器开关100 mA，最大24 VDC。内部有一个18Ω的电阻与继电器开关串联。
- C. 将12VDC (+) 与 (-)连接到9 VDC ~ 15.5 VDC的电源端口，注意极性。需有可持续供电4小时的后备电源。每个探测器元件的静态电流损耗约为15mA@12VDC(最大21mA)。

### 3.4 设置脉冲计数器

DISC装配有一可选择的交替极性脉冲计数器，可选择在激活报警继电器之前，允许有两个交替极性脉冲的计数。脉冲计数信号处理要求一移动的人在激活报警继电器之前，须被双元探测器的两个探测单元都探测到。这个技术的运用最大限度的防止了由于环境

干扰而发生的误报。

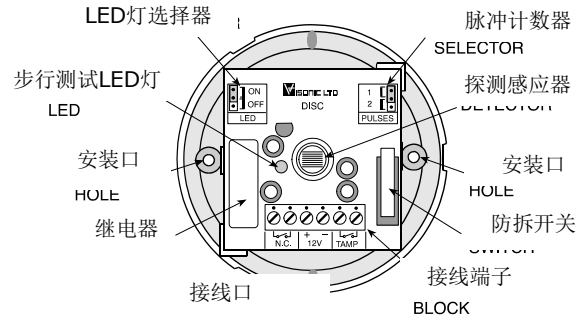


图5-PCB板

### 2 脉冲计数设置

只有当DISC安装于温度可调控的室内时，才能选择2脉冲计数的设置。

#### 1 脉冲计数设置

该设置实际上是关闭了该脉冲计数器。适用于在要求最高的探测灵敏度及最大捕捉性能的地方安装。例如安装于高安全性的地方。

### 3.5 步行测试

- A. 通上12 VDC电源，预热5分钟，待系统稳定。
- B. 按3.4所示，设置脉冲计数器。
- C. 为准确的测试该探测范围及覆盖范围，需从不同方向进入该防护范围，并同时观察LED灯的亮灯情况。当探测到移动发生时，LED灯则会亮灯。请在2个测试之间间隔10秒以待探测器趋于稳定。请从不同方向，不同位置，不同距离进入防护范围，以观察具体的防护边缘范围。
- D. 测试后，可关闭LED灯，以防止不相关人员了解其探测模式。关闭LED灯，只需将原接线从连接上中的插口(ON)位置转而连接到中与下的插口(OFF)位置即可。

**注：**为确保探测器的正常工作，覆盖范围每年需测试至少一次。此外，建议在覆盖范围边缘进行步行测试，以确保在系统布防时报警信号的顺利传输。

## WARRANTY

Visonic Ltd. and/or its subsidiaries and its affiliates ("the Manufacturer") warrants its products hereinafter referred to as "the Product" or "Products" to be in conformance with its own plans and specifications and to be free of defects in materials and workmanship under normal use and service for a period of twelve months from the date of shipment by the Manufacturer. The Manufacturer's obligations shall be limited within the warranty period, at its option, to repair or replace the product or any part thereof. The Manufacturer shall not be responsible for dismantling and/or reinstallation charges. To exercise the warranty the product must be returned to the Manufacturer freight prepaid and insured.

This warranty does not apply in the following cases: improper installation, misuse, failure to follow installation and operating instructions, alteration, abuse, accident or tampering, and repair by anyone other than the Manufacturer.

This warranty is exclusive and expressly in lieu of all other warranties, obligations or liabilities, whether written, oral, express or implied, including any warranty of merchantability or fitness for a particular purpose, or otherwise. In no case shall the Manufacturer be liable to anyone for any consequential or incidental damages for breach of this warranty or any other warranties whatsoever, as aforesaid.

This warranty shall not be modified, varied or extended, and the Manufacturer does not authorize any person to act on its behalf in the modification, variation or extension of this warranty. This warranty shall apply to the Product only. All products, accessories or attachments of others used in conjunction with the Product, including batteries, shall be covered solely by their own warranty, if any. The Manufacturer shall not be liable for any damage or loss whatsoever, whether directly, indirectly, incidentally, consequentially or otherwise, caused by the malfunction of the Product due to products, accessories, or attachments of others, including batteries, used in conjunction with the Products.

The Manufacturer does not represent that its Product may not be compromised and/or circumvented, or that the Product will prevent any death, personal and/or bodily injury and/or damage to property resulting from burglary, robbery, fire or otherwise, or that the Product will in all cases provide adequate warning or protection. User understands that a properly installed and maintained alarm may only reduce the risk of events such as burglary, robbery, and fire without warning, but it is not insurance or a guarantee that such will not occur or that there will be no death, personal damage and/or damage to property as a result.

The Manufacturer shall have no liability for any death, personal and/or bodily injury and/or damage to property or other loss whether direct, indirect, incidental, consequential or otherwise, based on a claim that the Product failed to function. However, if the Manufacturer is held liable, whether directly or indirectly, for any loss or damage arising under this limited warranty or otherwise, regardless of cause or origin, the Manufacturer's maximum liability shall not in any case exceed the purchase price of the Product, which shall be fixed as liquidated damages and not as a penalty, and shall be the complete and exclusive remedy against the Manufacturer.

**Warning:** The user should follow the installation and operation instructions and among other things test the Product and the whole system at least once a week. For various reasons, including, but not limited to, changes in environmental conditions, electric or electronic disruptions and tampering, the Product may not perform as expected. The user is advised to take all necessary precautions for his/her safety and the protection of his/her property.

6/91



VISONIC LTD. (ISRAEL): P.O.B 22020 TEL-AVIV 61220 ISRAEL. PHONE: (972-3) 645-6789, FAX: (972-3) 645-6788  
 VISONIC INC. (U.S.A.): 65 WEST DUDLEY TOWN ROAD, BLOOMFIELD CT. 06002-1911. PHONE: (860) 243-0833, (800) 223-0020 FAX: (860) 242-8094

VISONIC LTD. (UK): FRASER ROAD, PRIORY BUSINESS PARK, BEDFORD MK44 3WH. PHONE: (0870) 7300800 FAX: (0870) 7300801

INTERNET: www.visonic.com

©VISONIC LTD. 1998 DISC D-1111-0 NEW : DE1111- (REV. 1, 4/98)



MADE IN CHINA